

2025-26 Welcome Packet



**Your Complete Guide to a
Successful School Year at**



LEADERSHIP
ACADEMY OF UTAH
POWERED BY WILLIAMSBURG LEARNING



Welcome to Leadership Academy of Utah (LAU)!

We want to make sure you have everything you need for a smooth and successful start. This Welcome Packet is your go-to resource, designed to help you navigate the first weeks of school and beyond. Inside, you'll find:

- ✓ **Getting Your Student Ready for LAU** [page 4](#)
- 👤 **Getting You Ready for LAU** [page 9](#)
- ✚ **Getting Ready for Unique Courses** [page 13](#)
- ♥ **Counseling Resources** [page 15](#)
- ❓ **Top Parent FAQs** [page 16](#)
- ✉ **Important Contacts** [page 18](#)

We encourage you to save this packet somewhere handy so you can easily reference it throughout the year.

We are committed to your student's success and growth, and our team is here to support you every step of the way.

Here's to an exciting year ahead—we can't wait to learn and grow together!

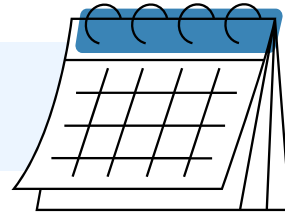
Warmly,

John Tripp
Executive Director
Leadership Academy of Utah




Before we get started, here's a quick look at the most important dates to mark on your calendar and an overview of the tech systems you'll see mentioned throughout this guide:





Key Start-of-Year Dates




Date	What's Happening
August 1	Orientation & Benchmark Assessments open in the LAU Hub.
August 8	Classes unlock in Canvas and students can review course content.
August 11	Semester officially begins!
August 13	Live online classes start via Zoom.

The Systems You'll Use at LAU



System	Purpose
★ SIS	Student Information Services: Manage your child's enrollment and courses, view their pacing and grades, and message mentors.
 CANVAS <small>BY INSTRUCTURE</small>	Where your student will join their classes, see course materials, submit assignments, and message their mentors.
 LAU HUB	Where students complete orientation and benchmark assessments and see LAU-specific info (like in-person events)! - Inside Canvas
 zoom	Platform for live online classes (camera and mic required).
 Remind	Text alerts and updates directly to parents' phones.

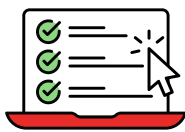
Getting Your Student Ready



How to Prepare for School in 5 Steps!

To remove any guesswork, we'll walk you through the **five most important things** to do now to get your student ready for school.

Then, we'll share a few tips and resources to **get you ready** for your time as an LAU parent.



Let's get started!



1

Set Up or Confirm SIS Access, Then Upload Your Student's Photo



A: Create SIS Login (Only for New Students)

✓ Skip to Part B if your student already has an SIS login—they do not need to create a new one!

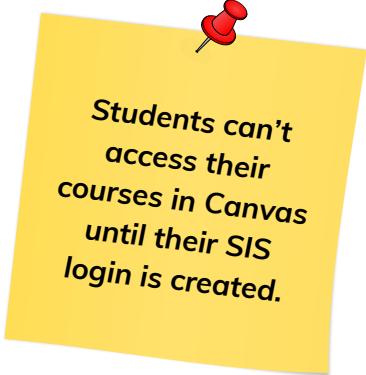
If your student hasn't created their SIS login, look for an email titled **"Action Needed: Help create your child's SIS username and password"** sent to you when you added them to your parent account, and follow the instructions.

Once the login is created, a Canvas account will be generated within 30 minutes using the same credentials.

Need help? Contact your Enrollment Advisor or our [Customer Support Team](#).

B: Add Their Profile Photo to SIS

From your SIS parent account, go to your student's profile under "My Students" and upload a **headshot-style photo** of them. This will be used for their school ID.



Students can't access their courses in Canvas until their SIS login is created.

[Go to SIS](#)

2

Make Sure Your Child Completes Orientation & Benchmark Assessments

Orientation is a series of short, pre-start assignments designed to help your student succeed at LAU. **Completing orientation before school begins is required.** Starting on August 1, students can log into Canvas and open the **LAU Hub** course to get started!

Get Started in Canvas

⚠️ Wait until August 1!



ATTENTION PLEASE



Benchmark Assessments: As part of orientation, all 6th-11th grade students complete three learning assessments to help gauge their current skill levels in reading, writing, and math. These assessments are exclusively used by our mentors and student support teams to help your child excel in their classes.

3

Order Your Student's Books & Materials

Parents are responsible for ordering all required books and materials each semester, but LAU covers the cost. Get started now by visiting our Book Ordering page for step-by-step instructions.



Important: Order by the end of July to ensure your student stays on track with reading assignments in their classes.

[Order Books](#)

4

Optional: Request a Computer

Make sure your student has access to a computer so they can log into their online courses. If they don't, request one from LAU today (loaned free of charge)! Visit our Computer Request page to begin the process.

[Request a Computer](#)

5

Complete a Tech Check

Your student needs reliable high-speed internet, a computer with a webcam and microphone, and essential software like Google's productivity suite and Zoom. View our Tech Check page to confirm they have everything they need to succeed at LAU.

[Start Tech Check](#)

What Your Student Can Expect

To help your student make the most of LAU, it's important to understand the classroom experience and program expectations. We use these guidelines and tools to create a focused, respectful, and engaging experience that helps all students thrive at LAU.

Zoom Etiquette

Your student will be expected to:

- Keep their camera on during class
- Use their real name
- Have a distraction-free study environment and Zoom background
- Ensure anyone in the background is dressed appropriately
- Use kind and respectful communication with classmates



Discussions & Lectures

At LAU, our classes are more than just lectures—they're based on active, engaging discussions between mentors and students.

To help facilitate this, mentors use tools such as the Socratic method, breakout rooms, and dynamic group projects—encouraging students to learn **how** to think, not **what** to think.

You'll also see mentors deliver engaging presentations and offer timely, quality feedback, with a focus on helping students build toward mastery.


Assessments & Testing

Throughout the year, your student will take several important assessments—including benchmark assessments, RISE (grades 6-8), Aspire (grades 9-10), and the ACT (for juniors). These tests help us track progress, tailor instruction, and prepare students for college and beyond. You can learn more on our [Assessments](#) page.

Workload & Materials

In addition to class time, your student will have meaningful homework and projects to work on outside of class.


Instead of relying on traditional textbooks, many of our courses use classical literature and other original sources to make learning more engaging and inspiring.



Getting You Ready for LAU

Resources for Parents

Watch Our On-Demand Parent Orientation



Whether you're new around here or just need a quick refresh, we're here to help you navigate our online learning systems!

Our **On-Demand Parent Orientation** videos walk through everything you need to feel confident and equipped to support your student. Specifically, you'll learn how to:

- Navigate the LAU Hub, Homeroom, and Parent & Student Handbook
- Use SIS to access class registration, records, and mentor communication
- Check grades, view coursework, and stay updated in Canvas



Watch Our Parent Orientation Videos!

Use the Three-Step Parent Support Plan

This plan is the simplest, most effective way to help your student thrive at LAU. In a group of families who consistently used this approach, 90% of students earned straight A's, with the rest coming close! We can't recommend it enough. The three steps are:



Plan the Week

Help your student plan their week with daily checklists.



Plan Extra Support

Anticipate when they'll need extra support (from you or a mentor) and schedule it.



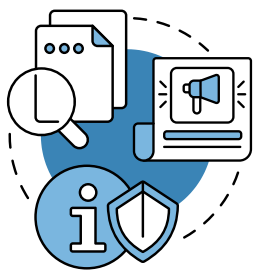
Daily Check-Ins

Hold a quick, five-minute accountability meeting each school day to keep them on track.



Watch our [Three-Step Parent Support Plan](#) videos to give your student the support they need to thrive this school year!

If you're short on time, check out our quick, two-minute "3-Step Parent Support Plan (in a nutshell)" video in our [Parent Video Library](#).



Parent Resource Center

Our Parent Resource Center is your one-stop hub for all the information you need as an LAU parent. From school news to event info, this page keeps you in the loop. Click below and bookmark the page so you can easily come back to it!



[Go to the Parent Resource Center](#)

How We Keep You Informed



Weekly Parent Updates

Each week, we'll send you a Weekly Parent Update (via Remind) with key action items, important announcements, and upcoming events. We also have an archive of past updates on our website.

[View Weekly Parent Updates](#)



Text Messaging with Remind

We also use Remind Messaging to share important updates throughout the school year, including occasionally time-sensitive information. Download the Remind app so you don't miss a beat.

[Download Remind](#)



Canvas & SIS Communications



Course-specific updates are sent through Canvas, and mentors and counselors use SIS to share important information about your student's progress. To stay informed, keep an eye on your email and both platforms.

LAU Academic Calendar

Our calendar lists all key dates throughout the school year, including important events and holidays. We recommend reviewing the calendar periodically, as new events and activities are added throughout the year.



[View & Bookmark Calendar](#)



Important Upcoming Events

Parent Back-to-School Night – August 7, 2025

Kick off the school year by joining our live online Parent Back-to-School Night! Meet John Tripp (our Executive Director) and other staff, get answers to your questions, and learn helpful tips. Stay tuned for an email with all the details and the Zoom link!

Student Back-to-School Night – August 14, 2025

Encourage your student to attend this event, which is designed especially for teens to help them with course questions, connect with classmates, and kick off the year with a bang. Again, stay tuned for an email with more details and the Zoom link.

Parent & Student Handbook

We recommend reviewing the Parent & Student Handbook to gain a deeper understanding of school policies, academic guidelines, student services, and how to stay connected with our community. It's a helpful resource for questions that may come up during the year!



[View & Bookmark Handbook](#)

Getting Ready for Unique Courses

If your student is taking any of the following unique course types, read below for some helpful tips. If not, learn how they can get involved!

Adventures Courses



Adventures courses offer hands-on learning through outdoor and leadership activities on select Fridays—building confidence, friendships, and real-world skills.

If your student is enrolled, log in to Canvas and **sign up for at least 7 adventures** (no more than 10).

Not enrolled yet? We might still have space! **Contact** the LAU Registrar to register your student.

“FAVE”



Funded Approved Vendor Electives (FAVE) let your student join in-person extracurricular activities through an LAU-approved vendor.

If enrolled, be sure to **confirm your preferred vendor** by the add/drop deadline to maintain funding & enrollment.

Questions? **Contact** our Independent Studies & Funded Electives Coordinator for help.

Early College



Early College lets 10th–12th grade students earn high school and college credit at the same time through our Utah college partners.

If enrolled in Early College courses through LAU, **follow the registration steps** from your student’s selected college and **note important college deadlines**.

Not enrolled? Visit our **Early College** page for details.

Career & TechEd



We partner with Utah colleges so students in grades 10-12 can earn high school credit through technical training.

Is your student taking **Career and Technical Education** (CTE) classes? If so, make sure they've completed all required steps outlined on our website.

Not enrolled yet? **Contact** your LAU School Counselor.

Independent Studies



LAU offers **Independent Studies** (IS) courses that allow students to earn credit using an approved third-party curriculum for select core subjects and electives.

If your student is enrolled in IS courses, make sure they're using an approved curriculum that meets Utah State Standards. Not enrolled yet? **Contact** our Independent Studies & Funded Electives Coordinator to begin the steps toward enrollment.

Debate



Offered in partnership with Independent Education Program, this course helps students build skills in critical thinking, public speaking, and persuasive reasoning.

If your student is taking Debate, check your inbox for an email titled "Reminder for Debate course registration" and follow the steps to complete enrollment.

Or, **contact** our Funded Electives Coordinator to enroll.

Counseling Resources

Our school counselors are dedicated to supporting students with a variety of needs, including college and scholarship guidance, academic assistance, and mental health resources. Whether your student is navigating coursework challenges or preparing for life after graduation, our counselors are here to help them succeed!

New high school students should talk with their school counselor before registering for classes to ensure they are placed in the right courses for their goals. This personalized support helps students start strong and stay on track throughout their academic journey.

If you have a high school student who is new to LAU and they haven't done this, go to Counseling Resources to request an appointment.

[Go to Counseling Resources](#)



PARENT TIP

Students do best when parents are consistently engaged in their education. Remember to use the **Three-Step Parent Support Plan** to help your student stay on top of assignments. Your support now helps them build confidence and independence for the long haul!



Top Parent FAQs

“How can I support my student in their learning?”

The best way to support your student is to help them start strong before classes begin! Here's how:



Implement the Three-Step Parent Support Plan with daily checklists, timely support when needed, and quick accountability meetings. You can start by planning when they'll complete their orientation assignments!



Complete Orientation—both of you! It's a great way to learn about schedules, Zoom etiquette, and common tech tips.



Look ahead at their schedule for the whole semester so they know what to expect each week.



Ensure they have their books and know which classes they're for—students can find the syllabus and book list for each course in Canvas.



Help them create a distraction-free study space that helps them stay focused and in the zone.

If you don't see your question answered here, our team is happy to help! Keep reading to view more support options.



“If my student needs help with their courses, what should I do?”

There are several ways your student—and you as their parent—can get extra support:



Zoom Office Hours: The homepage for each course in Canvas lists office hours when students can drop in to ask their mentor questions or get help. In some cases, mentors can adjust workloads when needed.



Contacting Mentors: Both students and parents can email mentors directly through SIS. Mentors strive to respond within one school day.



Creating a Canvas Observer Account: This lets you view your students' courses and assignments and track their progress. To get started, check out the Canvas Observer Account video on our [Parent Orientation](#) page.



Participate in Parent-Mentor Check-Ins Each Semester: We offer two options for in-depth communication with your student's mentors:

- **Parent-Mentor Conferences (PMCs):** A live meeting to discuss your student's progress and create a plan with their mentor if anything is off-track.
- **Parent-Mentor Updates (PMUs):** A quick email from your student's mentor summarizing their progress—perfect if you just want a simple check-in.

[View Additional LAU Parent Support Resources](#)



Important Contacts

Executive Director

John Tripp

executivedirector@lautah.org

(435) 592-9201

Registrar

Angela Maloy

Applications, Registration, Enrollment

registrar@lautah.org

IT Equipment Specialist

David Olsen

Chromebook/Laptop Use & Tech Repair

Monday to Friday 7:00 AM-3:00 PM MST

laptops@lautah.org

(435) 294-5242

School Counselors

Kate Chaney

Serves Students with Last Names A-L

kate@lautah.org

Shauna Larson

Serves Students with Last Names M-Z

shauna@lautah.org

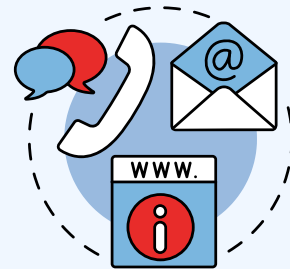
Unsure Who to Contact?

Call or email us and we'll direct you to the right team member! You can even chat us from our website.

Customer Support

(385) 343-4111

support@williamsburglearning.com



[See More on Our Website](#)

Please note: Program details, benefits, and policies are subject to change.

Wrapping Up: You Know You're Ready If...

- 🔑 Your student's SIS login is set up, and their photo is uploaded.
- 🎓 Student orientation and benchmark assessments are done.
- 📚 Books and materials are home or ordered and on the way.
- 💻 Tech is good to go—computer, Zoom, internet—ready!
- ▶ You've watched and bookmarked Parent Orientation.
- 📅 Calendar is marked and your student's set to start strong!

Now? Ready, Set... Relax!

If you've checked everything off, your student is officially ready for school.

Now kick back, grab a refreshing sip, and celebrate—you've earned it!

**We'll see your student
in class soon!**

